



## How to join Immediate Care Video Visits without a myUCLAhealth account

If you need immediate care, you can join the queue for a video visit with a UCLA urgent care physician.


If you don't have an active myUCLAhealth account, select **Schedule without an account**. You will be asked to create an account after you schedule the video visit.

Immediate Care Video Visits




 Please call 911 if you have an emergency or urgent medical question.

 **Schedule with your myUCLAhealth account**  
Scheduling a video visit is faster with an existing myUCLAhealth account. [Log in and schedule](#)

OR

 **Schedule without a myUCLAhealth account**  
Don't have a myUCLAhealth account yet? No problem. You can start scheduling without an account. Patients must be at least 18 years old to have a video visit. [Schedule without an account](#)

What will I need for this visit? ^

-  **Video visit hardware**  
Make sure you have an iOS or Android device, or a computer with a microphone, camera, and speaker.
-  **Payment method**  
You may be required to pay for this visit, so please have a credit card or your bank account information available.
-  **myUCLAhealth account**  
For your security, you must have an account before you can access confidential medical information from this visit. If you don't have an account, you can create one.

Location Reason for visit Providers Time Review

Where are you currently located?

To confirm a provider is available for your visit, we need to know your current location.

Select a Location

Country: United States of America \*State or territory: California

1 [Confirm](#)

**Step 1**  
Confirm your Location.

Location [Edit](#) Reason for visit Providers Time Review

California


What brings you here today?

General urgent care symptoms 2 →

**Step 2**  
Select **General urgent care symptoms** as the Reason for visit.

Location [Edit](#) California Reason for visit [Edit](#) General urgent care symptoms Providers Time Review

Who would you like to talk to?



Next available provider  
Estimated wait: Less than 5 minutes

**Put me in line** 3

**Step 3**  
Select **Put me in line** to be seen by the next available provider.

Location [Edit](#) California Reason for visit [Edit](#) General urgent care symptoms Providers [Edit](#) Next available provider Review

Review your selections

- Next available provider
- General urgent care symptoms
- Estimated wait: Less than 5 minutes
- If your insurance is not verified or if you do not have insurance you may be required to pay \$187

Click the Continue button if everything looks correct.

**Continue** 4

**Step 4**  
Review your selections and select **Continue**. You will then be taken to the myUCLAhealth page to create an account before joining a video visit.

Self Sign Up for myUCLAhealth

We need some information in order to grant you a myUCLAhealth account. Enter your demographics here and in the next step we will verify your identity using questions from a third-party verification system. Once verified, you will receive an email or text with your activation code and instructions on how to activate your myUCLAhealth account. If you have any questions, please contact your clinic.

Self-sign up is available only for adult patients. If you are requesting proxy access to for your child please contact your clinic.

\* Indicates a required field

Name

* First name	Middle name	* Last name
--------------	-------------	-------------

Complete myUCLAhealth self sign up to create a myUCLAhealth account and join an Immediate Care Video Visit.

If you need assistance with a technical issue, call myUCLAhealth Technical Support at 855-364-7052.